

UNIVERSITY ADMISSION

CHAPTER 2

University Admission means selection of students by the UGC for registration to undergraduate courses of the Universities and Higher Educational Institutes (HEIs) established under the Universities Act.

This Chapter presents the summary of undergraduate students selected to said Universities & HEIs for the Academic Year 2021/2022 based on the results of the G.C.E (A/L) Examination held in 2021, admitted in 2022.

Table 02 - 01

NUMBER OF CANDIDATES QUALIFYING AND SELECTED TO UNDERGRADUATE COURSES OF THE HIGHER EDUCATIONAL INSTITUTIONS : Academic Years 2018/2019 - 2021/2022
(Universities and HEIs established under the Universities Act.)

Year of GCE (A/L)		2018			2019			2020			2021		
Year of Admission		2018/2019			2019/2020			2020/2021			2021/2022		
Subject Stream		No. Qualified ⁽¹⁾	No. Admitted ⁽²⁾	Percentage	No. Qualified ⁽¹⁾	No. Admitted ⁽³⁾	Percentage	No. Qualified ⁽¹⁾	No. Admitted ⁽⁴⁾	Percentage	No. Qualified ⁽¹⁾	No. Admitted ⁽⁵⁾	Percentage
Arts	Total	69,173	10,400	15.03	72,659	12,009	16.53	78,937	12,829	16.25	68,978	12,825	18.59
	Female	54,330	8,699	16.01	57,480	10,147	17.65	62,109	10,712	17.25	54,789	10,873	19.85
Commerce	Total	36,322	6,020	16.57	40,206	7,807	19.42	40,953	7,904	19.30	37,801	7,899	20.90
	Female	21,906	4,016	18.33	24,036	5,199	21.63	24,838	5,349	21.54	22,698	5,312	23.40
Physical Science	Total	18,538	5,707	30.79	20,026	7,874	39.32	22,810	8,194	35.92	19,238	8,245	42.86
	Female	6,686	1,729	25.86	7,491	2,607	34.80	8,656	2,731	31.55	7,686	2,944	38.30
Biological Science	Total	27,422	7,014	25.58	29,054	9,805	33.75	27,466	10,438	38.00	23,999	10,038	41.83
	Female	20,068	4,850	24.17	21,510	6,979	32.45	20,539	7,552	36.77	18,280	7,380	40.37
Engineering Technology	Total	8,108	1,361	16.79	10,091	2,095	20.76	13,019	2,233	17.15	12,248	2,293	18.72
	Female	1,036	205	19.79	1,425	333	23.37	2,088	418	20.02	1,922	406	21.12
Biosystems Technology	Total	6,091	994	16.32	6,718	1,506	22.42	8,156	1,609	19.73	6,858	1,551	22.62
	Female	4,355	738	16.95	4,874	1,205	24.72	5,919	1,261	21.30	5,030	1,217	24.19
Other ⁽⁶⁾	Total	2,338	385	16.47	2,452	545	22.23	3,025	675	22.31	2,410	695	28.84
	Female	1,263	169	13.38	1,304	238	18.25	1,504	278	18.48	1,181	279	23.62
Total	Total	167,992	31,881	18.98	181,206	41,641	22.98	194,366	43,882	22.58	171,532	43,546	25.39
	Female	109,644	20,406	18.61	118,120	26,708	22.61	125,653	28,301	22.52	111,586	28,411	25.46

Note :

- (1) All the candidates who attained the minimum requirements for admission to the universities at the GCE (A/L) Examination.
- (2) Excludes 21 students who admitted under Foreign intake and Teachers intake.
- (3) Excludes students who admitted under Special intake (excellent in fields other than studies), Foreign intake (28) and Teachers intake while including 510 additionally increased number.
- (4) Excludes 45 students who admitted under Foreign intake and Teachers intake.
- (5) Excludes 22 students who admitted under Foreign intake
- (6) "Other" refers to odd subject combinations introduced from GCE (A/L) 2011.

Chart - 01

UNDERGRADUATE ADMISSIONS : Academic Year 2015/16 - 2021/22 (Universities and HEIs established under the Universities Act.)

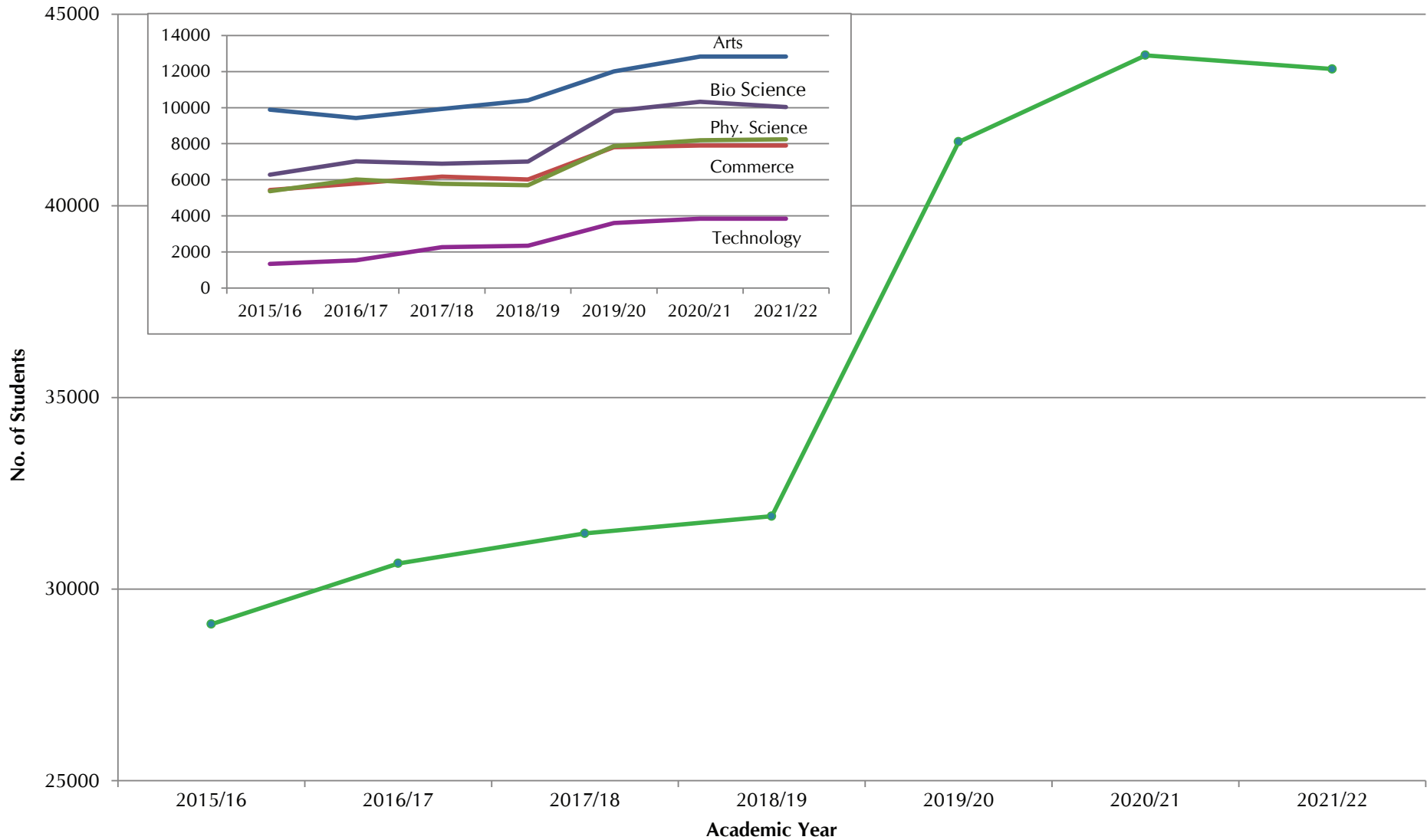


Chart - 02

COMPOSITION OF STUDENT NUMBER ELIGIBLE TO ENTER AND SELECTED TO HIGHER EDUCATIONAL INSTITUTIONS : Academic Year 2019/20 - 2021/22

(Universities and HEIs established under the Universities Act.)

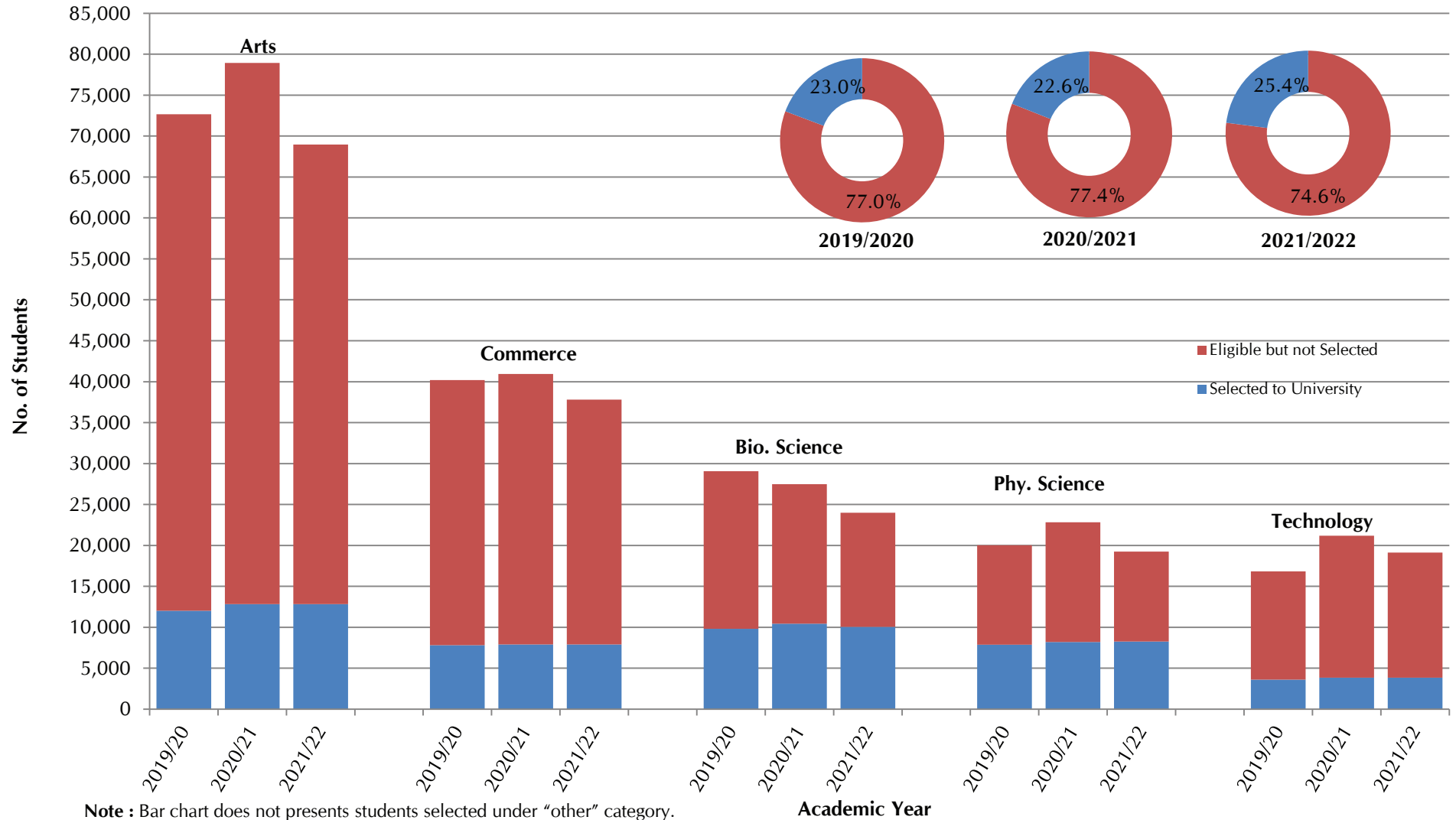


Table 02 - 02

UNDERGRADUATE ADMISSIONS BY ACADEMIC PROGRAMME AND SEX : Academic Year 2021/2022
(Universities and HEIs established under the Universities Act.)

Faculty/ Academic Programme	Sex	University/Campuses/HEI																					
		Colombo	Sri Palee Campus	Peradeniya	Sri Jayewardenepura	Kelaniya	Moratuwa	Jafna	Ruhuna	Eastern	Trincomalee Campus	South Eastern	Rajarata	Sabaragamuwa	Wayamba	Uva	Visual and Performing Arts	Gampaha Wickramarachchi	Vavuniya	Institute of Indigenous Medicine	Swami Vipulananda Institute	University of Colombo School of Computing	Total
Arts	Female	743	181	1007	947	1438		836	680	699	201	789	490	364		42	602	45			320		9384
	Total	842	217	1169	1178	1672		962	779	850	216	961	532	416		48	744	55			386		11027
Management	Female	506		122	778	465	87	306	476	117	211	100	368	373	418	228		41	292				4888
	Total	713		194	1180	701	148	440	706	188	261	148	532	515	629	290		57	374				7076
Commerce	Female				93	217		105		129		109											653
	Total				127	314		141		186		157											925
Law	Female	281		65				84															430
	Total	324		70				100															494
Science	Female	344		335	542	528		274	499	171	41	238	294	343	129	94			133				3965
	Total	674		648	925	892		546	918	333	117	422	459	660	272	217			240				7323
Medicine	Female	125		136	120	136	77	129	228	74			139	85	109								1358
	Total	228		238	199	202	102	202	303	103			210	109	152								2048
Dental Surgery	Female			87	24																		111
	Total			125	32																		157
Veterinary Medicine	Female			86																			86
	Total			131																			131
Agriculture ⁽⁴⁾	Female			206	71			167	263	112			131	223	420	378		46					2017
	Total			295	100			221	339	138			176	280	539	547		55					2690
Engineering	Female			126	52		238	54	159			41											670
	Total			458	174		919	195	546			118											2410

Table 02 - 02

UNDERGRADUATE ADMISSIONS BY ACADEMIC PROGRAMME AND SEX : Academic Year 2021/2022
(Universities and HEIs established under the Universities Act)

Faculty/ Academic Programme	Sex	University/Campuses/HEI																					
		Colombo	Sri Palee Campus	Peradeniya	Sri Jayewardenepura	Kelaniya	Moratuwa	Jaffna	Ruhuna	Eastern	Trincomalee Campus	South Eastern	Rajarata	Sabaragamuwa	Wayamba	Uva	Visual and Performing Arts	Gampaha Wickramarachchi	Vavuniya	Institute of Indigenous Medicine	Swami Vipulananda Institute	University of Colombo School of Computing	Total
Fashion Design/ Transport & Logistic Management	Female							112															112
	Total							167															167
Architecture/ Quantity Surveying ⁽¹⁾	Female							319															319
	Total							585															585
Computer Science/IT ⁽²⁾	Female				99	144	176	25	31		32	142	83	82		103			82			135	1134
	Total				230	389	424	114	116		125	173	145	244		200			148			359	2667
Allied Health Sciences ⁽³⁾	Female	136		170	189	122		163	271	44								84					1179
	Total	181		240	250	131		230	331	58								112					1533
Indigeneous Medicine	Female							97			104							149		243			593
	Total							127			126							177		304			734
Technology	Female	145			156	40		159	139	88		123	150	119	139	144		69	53				1524
	Total	327			472	191		348	361	112		211	355	227	365	346		108	178				3601
Total	Female	2280	181	2340	3071	3090	1009	2399	2746	1434	589	1542	1655	1589	1215	989	602	434	560	243	320	135	28423
	Total	3289	217	3568	4867	4492	2345	3626	4399	1968	845	2190	2409	2451	1957	1648	744	564	940	304	386	359	43568

Note:

- (1) Includes all other courses conducted in the Architecture Faculty such as Design, Town & Country Planning, Landscape Architecture and Facilities Management too.
- (2) Includes Management & Information Technology, Information Technology, Information & Communication Technology, Information Technology and Management, Artificial Intelligence, Business Information Systems, Information Systems, Computer Science and Technology, Electronics and Computer Science, Accounting Information Systems etc.
- (3) Includes Nursing, Pharmacy, Medical Laboratories Sciences, Radiography, Physiotherapy, Speech & Hearing Sciences, Occupational Therapy, Optometry, Indigenous Pharmaceutical Technology and Yoga and Parapsychology.
- (4) Includes Urban Bioresources, Aquatic Bioresources & Multidisciplinary Studies in the Faculty of Urban & Aquatic Bioresources of University of Sri Jayewardenepura.

Chart - 03

UNDERGRADUATE ADMISSIONS BY ACADEMIC PROGRAMME AND SEX:

Academic Year 2019/20 -2021/22

(Universities and HEIs established under the Universities Act.)

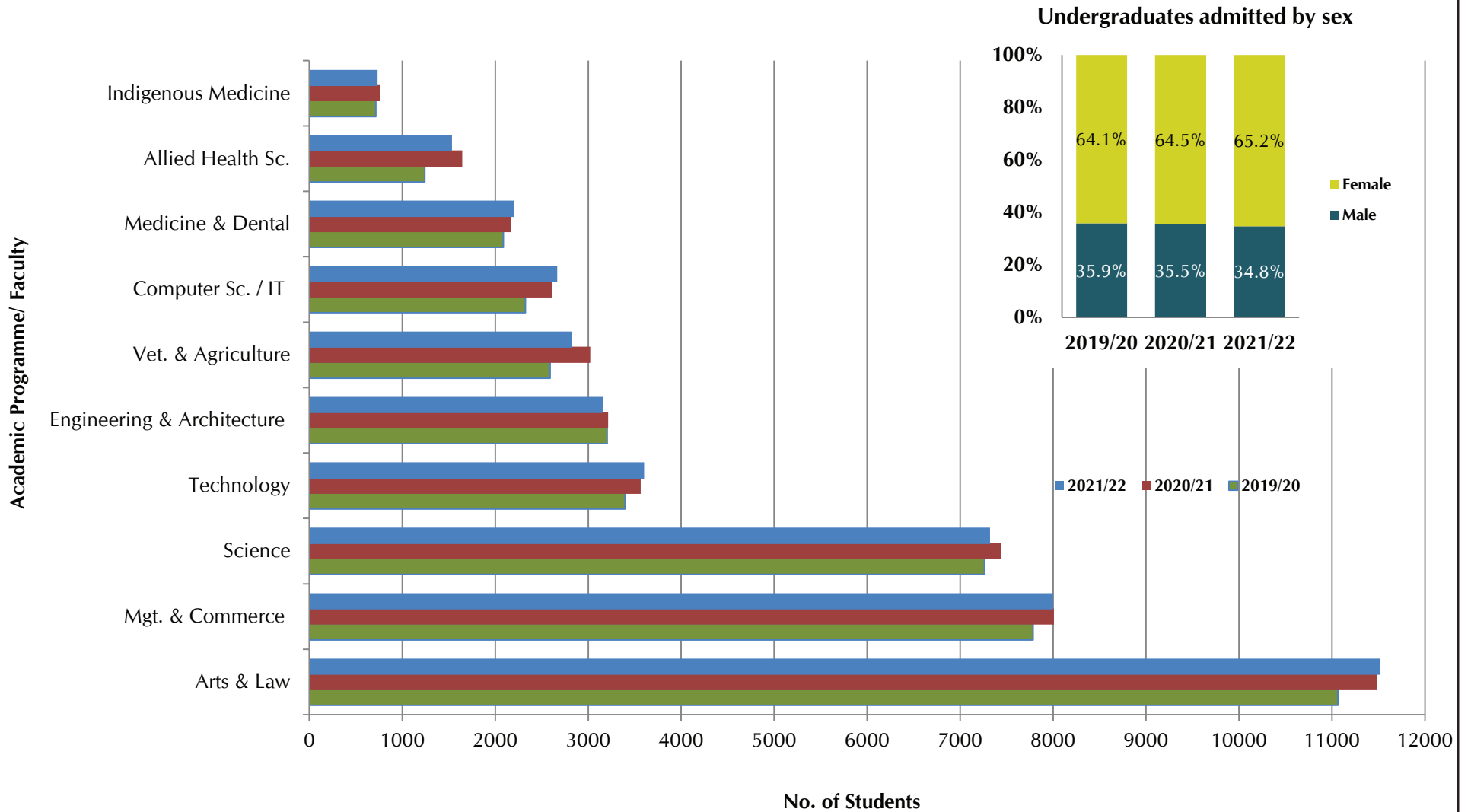


Chart - 04

UNDERGRADUATE ADMISSIONS BY UNIVERSITY : Academic Year 2019/20 - 2021/22

(Universities and HEIs established under the Universities Act.)

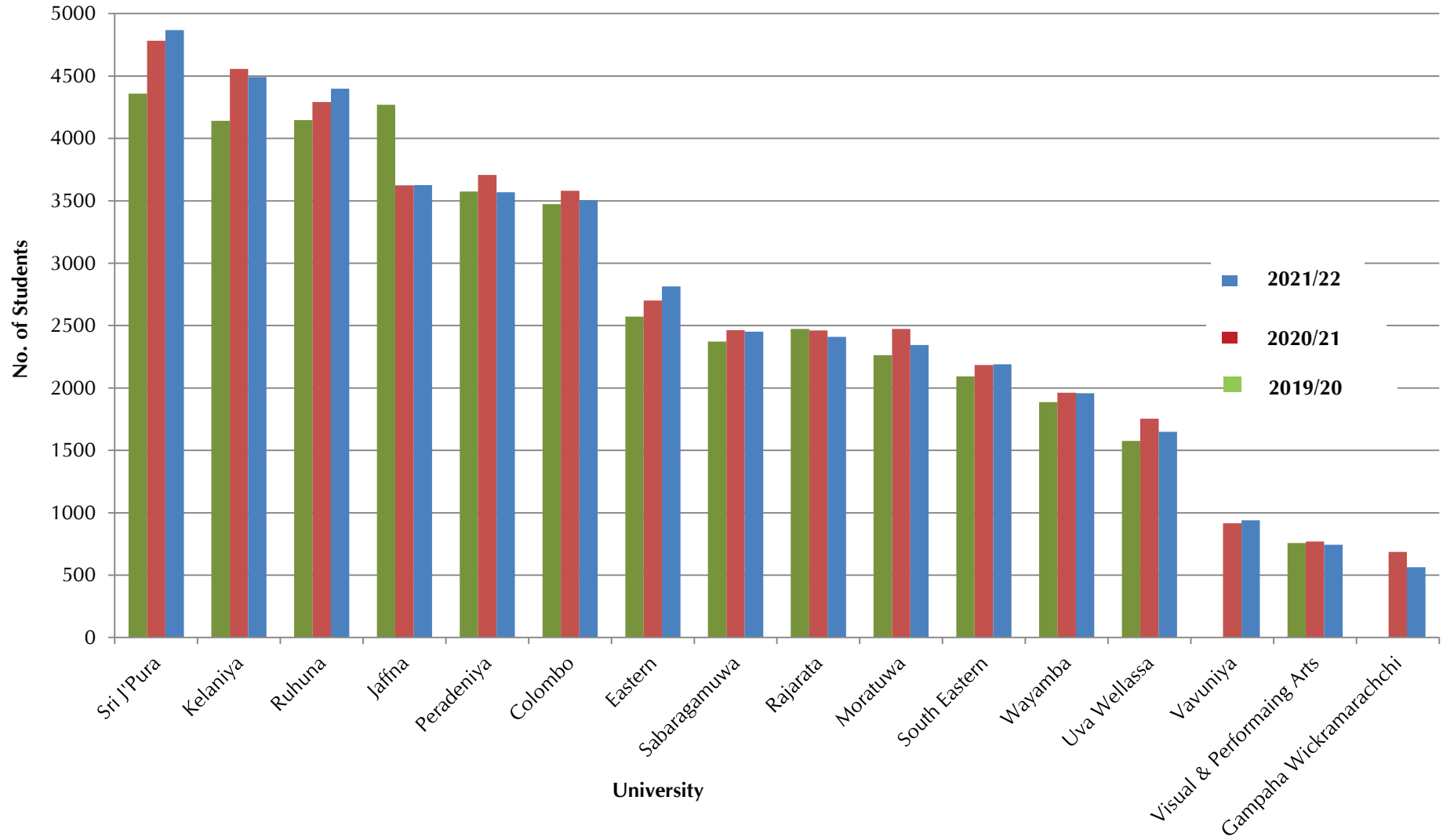


Table 02 - 03

UNDERGRADUATE ADMISSIONS BY DISTRICT : Academic Year 2021/2022
(Universities and HEIs established under the Universities Act.)

District Academic Programme	District																										Total	
	Colombo	Gampaha	Kalutara	Matale	Kandy	Nuwara Eliya	Galle	Matara	Hambantota	Jaffna	Kilinochi	Mannar	Mullaitivu	Vavuniya	Trincomalee	Batticaloa	Ampara	Puttalam	Kurunegla	Anuradhapura	Polonnaruwa	Badulla	Monaragala	Kegalle	Rathnapura	Special & Additional Intakes ⁽¹⁾		
Accounting Information Systems	13	5	2	1	2	1	1	3	2	1	1	1		1	1	1	1	2	2	1	1	1	1	2	1	2	2	50
Agri Business Management	6	5	3	2	3	2	5	12	2	1	1		1	1	1	1	2	3	5	3	2	2	1	9	3	3	79	
Agri Resource Mgt. & Technology	13	11	10	3	13	4	11	9	13	3	1	1	1	1	2	3	14	8	13	6	2	6	7	10	14	6	185	
Agricultural Technology & Management	16	16	10	9	22	5	11	10	8	5	1	2	1	1	3	6	8	10	22	7	3	10	5	15	13	3	222	
Agriculture	76	68	45	21	87	32	45	35	29	54	4	8	3	12	16	22	35	34	69	32	16	35	19	41	44	20	902	
Animal Science	10	9	8	1	8	3	5	6	5	7	1	1	1	1	1	2	4	3	9	3	1	3	2	7	5	4	110	
Animal Science & Fisheries	4	5	3	1	6	2	5	10	3	2	1	1	1	1	1	3	2	3	5	1	1	2	1	5	3	1	73	
Applied Chemistry	8	7	5	1	3	1	3	2	1	1	1	1	1	1	2	1	1	1	5	1	1	4	2	2	2	2	60	
Applied Sciences (Bio.)	44	38	36	7	53	10	28	19	11	8	2	1	1	2	5	7	15	11	32	12	6	15	6	18	20	10	417	
Applied Sciences (Phy.)	84	69	45	13	42	19	67	69	41	17	3	3	2	4	10	15	20	22	66	27	10	25	14	31	42	23	783	
Aquatic Bioresources	7	4	3	1	2	1	2	5	1	2	1	1	1	1	2	3		1	3	1		2	1	2	1	2	50	
Aquatic Resources Technology	11	9	13	2	7	4	8	8	3	5	1	1	2	2	1	2	3	3	7	3	1	6	2	4	4	1	113	
Arabic Language	1	24	6		14	1	5	6		1		1			27	26	59	6	26	10	3			6	1	2	225	
Architecture	17	12	7	3	8	3	6	3	3	3				1	1	2	2	2	5	4		4	1	5	6	1	99	
Art & Design (Ramanathan)		1	2		6	3				5	5	2	1	1	7	6	7	1	3	4	1	4			1		60	
Artificial Intelligence	10	7	1	1	3	1	2	1	1	2	1	1	1	1	1	1	1	1	3	1	1	2	1	1	2		48	
Arts	353	436	327	180	341	115	417	366	246	283	52	45	86	77	202	186	247	230	614	356	141	338	185	320	419	1139	7701	
Arts - Information Technology	6	5	5	2	5	1	2	5							1	1	1		6		1	1	1		5		48	
Arts (SP) ⁽²⁾ / Mass Media	15	9	13	2	7	2	8	5	2						1			2	10	1		11	2	9	9		108	
Arts (SP) ⁽²⁾ / Performing Arts	5	4	6	5	5		5	10	3								1	4	13	11	3	5	3	7	16	1	109	

Table 02 - 03 (Contd.)

UNDERGRADUATE ADMISSIONS BY DISTRICT : Academic Year 2021/2022
(Universities and HEIs established under the Universities Act.)

District Academic Programme	District																								Special & Additional Intakes ⁽¹⁾	Total	
	Colombo	Gampaha	Kalutara	Matale	Kandy	Nuwara Eliya	Galle	Matara	Hambantota	Jaffna	Kilinochi	Mannar	Mullaitivu	Vavuniya	Trincomalee	Batticaloa	Ampara	Puttalam	Kurunegla	Anuradhapura	Polonnaruwa	Badulla	Monaragala	Kegalle			Rathnapura
Arts(SAB) - A ⁽²⁾	16	22	7	3	6	5	6	9	8	1		1	1	4		1	2	5	14	6	2	10	5	21	14	59	228
Arts(SAB) - B ⁽²⁾	18	11	17		1		26	41	2									9		1	1	3	6	1	9	146	
Ayurvedic Medicine & Surgery	27	34	23	8	18	9	19	20	26	9	3	1	1	6	13	19	26	12	21	15	6	12	7	15	29	13	392
Banking and Insurance	7	4	4	1	3	2	3	2	1	1	1	1	1	1	1	1	1	2	2	1	1	1	3	1	2		48
Biological Science	293	160	102	31	147	39	99	69	56	47	7	7	5	11	25	32	44	57	131	50	24	55	26	69	90	45	1721
Biomedical Technology	5	4	2	1	7	2	4	6	2	1	1	1	1	1	2	1	1	2	3	1	1	1	1	1	2		54
Biosystems Technology	127	120	57	27	82	39	54	52	37	28	5	9	8	10	24	29	56	46	100	60	21	68	32	62	81	2	1236
Business Information Systems (Honours)	16	7	2	2	4	3	2	4	2	1	1	1	1	1	1	1	2	2	4	2	1	4	2	3	9		78
Business Science	47	10	11	3	5	3	6	6	3	3	1	1	1	1	2	3	3	4	9	4	2	6	3	4	6	1	148
Commerce	191	87	43	21	55	23	68	29	25	18	4	3	3	7	12	16	23	28	51	30	15	33	15	37	45	43	925
Communication Studies	4	5	8	6	13	11	22	13	14	1					4	1	6	5	18	23	1	8	11	13	14	15	216
Computation & Management																											
Computer Science	155	56	34	9	37	17	60	53	26	26	3	2	2	4	9	13	16	19	39	19	9	23	11	19	31	21	713
Computer Science & Technology	8	7	3	2	4	2	7	5	3	22	1	1	1	1	1	2	6	2	5	3	1	5		3	4	2	101
Computing & Information Systems	15	13	9	2	8	4	20	13	19	11	1	1	1	1	2	3	6	5	13	5	2	7	3	7	6	6	183
Creative Music Technology and Production	6	5	2	1	3	1	3	3	1	1	1	1	1	1	1	1	1	2	2	1	1	1	1	2	5	1	49
Dance (Ramanathan)	10	1		2	7	11				2	5	2	3		3	12			3						1		62
Dance (SVIAS) ⁽²⁾	1			4	8	7				17	2	2	2	7	7	9	11	4				9			1		91
Dance (UVPA) ⁽²⁾	28	24	17	6	26	8	13	16	11				1	1	4		7	9	21	20	7	15	7	12	20	11	284
Dental Surgery	50	9	5	2	7	4	8	15	3	5	1	1	1	1	2	3	4	5	6	3	2	4	2	3	5	6	157
Design	17	15	4	1	6	2	5	3	1							1	2	1	8	6		7		2	4	1	86
Drama & Theatre (UVPA) ⁽²⁾	7	5	4	2	5	2	4	1	2						1		4	2	5	4	1	2	2	5	6	1	65
Drama & Theatre (SVIAS) ⁽²⁾	6			4	4	6				10	3	3	2	3	7	26	8	1				3		6	10		102

Table 02 - 03 (Contd.)

UNDERGRADUATE ADMISSIONS BY DISTRICT : Academic Year 2021/2022
(Universities and HEIs established under the Universities Act.)

District Academic Programme	District																										Total
	Colombo	Gampaha	Kalutara	Matale	Kandy	Nuwara Eliya	Galle	Matara	Hambantota	Jaffna	Kilinochi	Mannar	Mullaitivu	Vavuniya	Trincomalee	Batticaloa	Ampara	Puttalam	Kurunegla	Anuradhapura	Polonnaruwa	Badulla	Monaragala	Kegalle	Rathnapura	Special & Additional Intakes ⁽¹⁾	
Electronics and Computer Science	9	7	5	1	6	2	7	6	4	3	1	1	1	1	1	1	2	3	3	2	1	3	1	2	5	5	83
Engineering	367	196	112	46	133	58	155	116	78	105	13	10	8	19	33	58	57	76	158	74	33	89	40	71	104	25	2234
Engineering (TM) ⁽²⁾	22	8	3	1	3	2	8	6	4	2	1	1	1	1	1	2	2	2	6	3	1	5	1	6	4	1	97
Engineering (EM) ⁽²⁾	18	6	4	1	6	2	4	2	3	4	1	1	1	1	1	1	2	2	4	2	1	2	1	5	3	1	79
Engineering Technology	148	137	84	33	73	43	64	70	45	35	5	7	4	8	28	37	42	49	117	65	22	58	27	47	76	21	1345
English Language and Applied Linguistics	4	3	1	1	3	1	1	2	2	1	2	1	1	2	2	2	4	1	2	2	1	1	4	1	3		48
Entrepreneurship & Management	12	10	6	1	5	2	9	7	2	2	1	1	1	1	2	2	2	4	7	6	1	5	1	2	7		99
Environmental Conservation & Management	12	11	6	1	7	3	5	6	7	2	1	1	1	2	1	2	2	3	7	3	1	6	4	7	6	1	108
Estate Mgt.& Valuation	12	7	2	2	4	3	4	1	2	2	1	1	1	1	1	1	1	2	3	3	1	5	1	2	5		68
Export Agriculture	8	7	9	1	9	2	8	7	3	4	1	1	1	1	1	3	3	3	6	6	2	3	2	5	8		104
Facilities Management	13	9	4	1	3	2	3	6	2	1	1	1	1	1	1	1	3	2	6	2	1	3	2	2	9		80
Fashion Design & Product Development	14	13	5	1	7	1	4	4	2						1		1		6	3		2	2	6	5		77
Film & Television Studies	9	9	4		6	1	4	2	1									2	8	4	1	4	1	3	10	1	70
Financial Economics	10	7	1	1	3	1	1	1	1	1	1	1	1	1	1	1	2	1	5	1	1	1	2	1	1	1	49
Financial Engineering	23	11	6	1	5	2	2	2	1	1		1	1		1	1	2		5	2	1	2	1	2	6		79
Financial Mathematics & Industrial Statistics	10	5	11	1	3	2	3	2	1	1	1	1	1	1	1	2	2	2	4	2	1	7	1	3	3	3	74
Fisheries & Marine Sciences	16	10	8	3	9	3	12	10	6	3	1	1	1	1	3	3	3	5	12	5	2	10	4	8	9	3	151
Food & Nutrition	13	14	11	2	11	4	13	8	8	6	1	2	1	2	4	5	9	7	11	5	2	5	2	10	6	6	168
Food Business Management	19	12	10	2	7	4	7	17	2	2	2	2	2	2	2	2	2	4	8	4	2	6	2	3	7	7	139
Food Production & Technology Management	12	16	8	4	7	4	8	4	5	4	1	1	1		4	2	6	5	15	5	2	4	3	9	7	8	145

Table 02 - 03 (Contd.)

UNDERGRADUATE ADMISSIONS BY DISTRICT : Academic Year 2021/2022
(Universities and HEIs established under the Universities Act.)

District Academic Programme	District																										Special & Additional Intakes ⁽¹⁾	Total
	Colombo	Gampaha	Kalutara	Matale	Kandy	Nuwara Eliya	Galle	Matara	Hambantota	Jafna	Kilinochi	Mannar	Mullaitivu	Vavuniya	Trincomalee	Batticaloa	Ampara	Puttalam	Kurunegla	Anuradhapura	Polonnaruwa	Badulla	Monaragala	Kegalle	Rathnapura			
Food Science & Technology	27	13	21	4	18	5	25	13	6	5	1	1	1	1	3	4	5	6	18	6	3	7	3	8	13	6	223	
Geographical Information Science	6	9	4	1	5	2	3	5	1	1	1	1	1	1	2		3	3	5	4	1	3	2	3	6	1	74	
Green Technology	5	5	6	1	7	3	6	2	1	1	1	1	1	2	1	1	2	2	6	2	1	4	2	5	2	5	75	
Health Information and Communication Technology	5	7	2	1	2	1	1	8	2	1	1	1	1	1	2	1	1	1	2	2	1	4	1	2	2	1	54	
Health Promotion	6	8	4	2	7	4	4	5	3	3	1	1	1	2	2	5	6	4	6	4	2	6	4	5	6	1	102	
Health Tourism and Hospitality Management	13	4	4	1	3	1	2	4	1	1	1	1	1	1	1	1	1	1	2	1	1	1	1	2	3	4	57	
Hospitality Tourism & Events Management	5	14	3	1	8	2	14	5	4	2	1	1	1	1	1	2	3	5	9	4	1	4	4	5	5		105	
Human Resource Development	6	8	4	4	6	3	2	3	3	2	2	1	1	1	6	2	3	3	7	2	1	5	2	3	3	3	86	
Indigenous Medicinal Resources	5	3	2	1	3	1	4	4	4	1	1	1	2	1	3	2	2	1	3	1	1	1	2	2	2	2	55	
Indigenous Pharmaceutical Technology	3	3	2	1	3	1	3	14	1	1	1	1	1	1	1	1	1	1	2	1	1	1	1	5	2	2	55	
Industrial Information Technology	9	13	4	2	5	2	5	4	4	4	1	1	1	2	2	2	2	5	8	6	1	6	2	4	3	1	99	
Industrial Statistics & Mathematical Finance	28	10	7	2	5	4	7	4	2	3	1	1	1	1	2	2	3	3	8	3	2	5	2	9	4	3	122	
Information & Communication Technology	27	25	13	7	33	7	15	11	8	23	1			3	5	9	16	8	20	10	2	9	8	15	11	7	293	
Information Communication Technology	91	93	53	17	46	28	47	78	36	31	4	3	3	6	15	26	29	31	52	40	15	43	22	33	52	18	912	
Information Systems	43	19	9	3	8	1	15	9	5	8	1			1	3	4	4	2	10	7	2	2	2	7	4	4	173	
Information Technology	53	20	14	3	10	6	20	17	8	16	1	1	1	1	3	5	5	8	13	8	3	10	4	7	12	1	250	

Table 02 - 03 (Contd.)

UNDERGRADUATE ADMISSIONS BY DISTRICT : Academic Year 2021/2022
(Universities and HEIs established under the Universities Act.)

District Academic Programme	District																									Special & Additional Intakes ⁽¹⁾	Total
	Colombo	Gampaha	Kalutara	Matale	Kandy	Nuwara Eliya	Galle	Matara	Hambantota	Jaffna	Kilinochi	Mannar	Mullaitivu	Vavuniya	Trincomalee	Batticaloa	Ampara	Puttalam	Kurunegla	Anuradhapura	Polonnaruwa	Badulla	Monaragala	Kegalle	Rathnapura		
Information Technology & Management	18	14	8	2	9	2	10	4	4	2				1	1	2	3	4	10	7	3	4	3	4	10	1	126
Islamic Studies	9	11	16	10	32	2	1	1				2			33	32	59	15	24	14	1	5	2	5	2	4	280
Landscape Architecture	10	7	7	2	5	2	4	4	1	2					1	1	3	2	9	5	1	5		4	5	1	81
Law	64	51	29	12	28	15	28	20	13	15	2	2	1	3	10	10	14	16	33	22	9	27	12	20	36	2	494
Management	886	584	327	105	350	154	287	208	154	121	26	21	22	36	92	125	151	210	371	203	93	189	125	214	316	84	5454
Management & Information Technoogy	19	12	8	1	6	3	6	13	4	5			1	1	2	2	3	3	8	3	2	3	2	6	4	2	119
Management & Information Technology (SEUSL) ⁽²⁾	11	11	7	3	8	5	5	6	3	3	1	3	1	1	11	12	25	7	12	7	4	6	5	7	6	3	173
Management (Public) Honours	21	8	6	1	7	3	7	2	3	2	1	1	1	2	2	5	4	5	7	5	2	4	6	3	4		112
Management Studies (TV) - A ⁽²⁾	33	15	21	6	11	5	16	14	5	8	2	1	1	1	3	4	5	6	21	6	3	6	20	7	9	13	242
Management Studies (TV) - B ⁽²⁾	15	16	8	3	13	15	11	7	9	5	2	1	1	2	8	9	13	11	26	19	4	10	4	9	13	11	245
Marine and Fresh Water Sciences	12	7	10	1	6	3	9	4	2	2	1	1	1	1	2	2	4	2	6	4	1	9	1	3	5	4	103
Medical Laboratory Sciences	21	13	8	5	19	5	15	17	11	20	1	1	1	1	3	9	9	6	17	6	3	6	3	9	14	5	228
Medicine	310	181	118	33	142	51	131	86	70	88	11	7	8	19	32	61	60	73	149	73	34	71	36	69	95	40	2048
Mineral Resources & Technology	10	7	5	1	6	2	4	6	5	7	2	1	1	2	2	4	4	3	9	5	1	4	2	6	5	4	108
Molecular Biology and Biochemistry	20	5	5	1	4	2	8	4	2	3	1	1	1	1	1	1	2	2	4	2	1	2	1	2	3	2	81
Music (Ramanathan)	4		1	7	9	17	1			16	3	2	6	2	7	14	8	1				11	1	4	1		115
Music (SVIAS) ⁽²⁾	2	2	2	6	13	11	1			7	5	2	5	2	7	10	8	2				10	4	1	1		101
Music(UVPA) ⁽²⁾	30	30	16	7	24	5	9	10	14						6		8	10	20	13	10	13	9	18	18	11	281

Table 02 - 03 (Contd.)

UNDERGRADUATE ADMISSIONS BY DISTRICT : Academic Year 2021/2022
(Universities and HEIs established under the Universities Act.)

District Academic Programme	District																										Total
	Colombo	Gampaha	Kalutara	Matale	Kandy	Nuwara Eliya	Galle	Matara	Hambantota	Jaffna	Kilinochi	Mannar	Mullativu	Vavuniya	Trincomalee	Batticaloa	Ampara	Puttalam	Kurunegla	Anuradhapura	Polonnaruwa	Badulla	Monaragala	Kegalle	Rathnapura	Special & Additional Intakes ⁽¹⁾	
Nursing	47	51	23	10	28	14	40	33	30	26	2	2	3	3	12	23	30	23	43	24	11	16	14	18	33	26	585
Occupational Therapy	3	4	1		2	1	3	2	2	2	1	1	2	1	2	2	3	3	4	1	1	1	1	3	2	1	49
Optometry	5	3	2	1	3	1	5	2	2	5	2	1	2	1	2	4	6	1	4	2	1	2	1	1	2	3	64
Palm and Latex Technology & Value Addition	10	8	10	1	4	2	6	12	5	3	1	1	1	1	1	2	2	3	7	3	1	4	3	8	4	3	106
Peace & Conflict Resolution	3	2	1		3	6	1	1	1	2					2	3		1	2	1		2	1	2			34
Pharmacy	18	13	12	4	13	4	9	16	14	21	1	1	1	2	6	7	8	6	24	9	3	6	3	10	16	8	235
Physical Education	12	1	9	5	10	5	9	4	1	10	1	2	2	2	3	10	6	1	12	10	2	10	5	5	9	3	149
Physical Science	347	222	167	36	195	55	169	111	80	69	9	10	7	13	30	45	53	65	188	71	32	85	38	95	113	75	2380
Physical Science - ICT	30	12	14	2	11	4	9	7	4	4	1	1		1	1	3	4	4	12	6	2	4	2	5	11	4	158
Physiotherapy	8	7	8	1	7	3	13	9	3	8	1	1	1	1	1	2	5	3	12	3	1	3	2	3	4	2	112
Project Management	8	7	3	2	5	6	3	3	2	3	1	2	1	2	5	2	13	4	6	7	2	5	1	2	4	1	100
Quantity Surveying	21	9	10	2	10	4	11	6	10	6	1	1	1	1	2	3	3	4	16	4	2	9	3	6	5	1	151
Radiography	5	4	3	1	4	2	3	1	1	4	2	1		1	4	4	9	2	3	2	1	3	1	1	4		66
Science & Technology	9	8	5	1	4	2	9	5	7	12	1	1	1	1	2	2	4	4	8	3	1	4	2	2	7	4	109
Siddha Medicine	15	12	10	4	10	9	9	6	5	28	6	3	5	6	11	17	29	8	15	9	3	6	5	7	12	3	253
Social Studies in Indigenous Knowledge	2	4	2	1	2	4	1	2	1	1	1	2	1	1	4	1	3	1	3	1	1	4	2	3	5	2	55
Social Work	3	1	3	1	2	2	2	2	3	1	1				4	2	3	1	2	4	1	4	3	1	3		49
Software Engineering	20	12	8	3	7	4	10	9	6	27	1	1	1	1	2	4	4	4	13	7	2	7	3	8	8	6	178
Speech & Hearing Sciences	9	12	4	1	5	3	3	5	3		1		1	1	1	2	4	6	7	2	1	5	1	2	3		82
Sports Sciences & Management	25	21	10	4	17	6	14	12	8	5		1	2	1	3	4	5	13	18	10	7	12	4	13	12	3	230

Table 02 - 03 (Contd.)

UNDERGRADUATE ADMISSIONS BY DISTRICT : Academic Year 2021/2022
(Universities and HEIs established under the Universities Act.)

District Academic Programme	District																										Total
	Colombo	Gampaha	Kalutara	Matale	Kandy	Nuwara Eliya	Galle	Matara	Hambantota	Jaffna	Kilinochi	Mannar	Mullaitivu	Vavuniya	Trincomalee	Batticaloa	Ampara	Puttalam	Kurunegla	Anuradhapura	Polonnaruwa	Badulla	Monaragala	Kegalle	Rathnapura	Special & Additional Intakes ⁽¹⁾	
Statistics & Operations Research	7	5	3	1	12	2	8	4	4	2	1	1	1	1	1	1	2	3	6	2	1	2	1	3	3	1	78
Surveying Science	11	11	11	2	7	4	14	9	16	9	1	1	1	1	2	4	7	4	16	5	2	13	2	4	6	3	166
Tea Technology & Value Addition	9	10	4	1	5	3	11	9	6	4	1	1	1	1	2	2	3	8	5	2	4	2	8	7	4	114	
Teaching English as a Second Language	16	3	3	1	19		4	3							1		2	14		1			6	6	5	84	
Tourism & Hospitality Management	13	24	10	5	10	15	7	6	4	3	1	2	3	1	2	3	6	8	20	7	3	8	3	8	7	5	184
Town & Country Planning	13	7	5	1	5	2	8	5	4	3	1	1	1	2	1	2	4	2	6	2	1	3	1	4	3	1	88
Translation Studies	10	13	4		6		8	2	2									2	8	3	2	1	1	3	4	1	70
Translation Studies (UJA) ⁽²⁾	3	2	4	4	5	1		2	1	4	1	1	1	1	3	4	7	6	7	4		3	1	1			66
Transport & Logistics Management	22	6	5	1	3	2	6	5	3	3	1	1	1	1	1	2	2	2	6	5	1	2	1	4	3	1	90
Unani Medicine & Surgery	6	5	3	2	4	2	2	2	2	2	1	2	1	1	3	8	21	5	3	2	1	3	1	2	3	2	89
Urban Bioresources	5	3	5	1	2	1	2	4	1	1	1	1	1	1	1	1		1	5	3	2	1	1	1	3	2	50
Veterinary Science	16	9	4	2	8	3	17	11	8	10	1	1	1	1	2	3	3	3	7	4	2	3	2	4	3	3	131
Visual & Technological Arts (SVIAS) ⁽²⁾			4	1	4	2	1	1		9	1	2	1		6	13	16	6		10	1	3	3	3	5		92
Visual Arts (UVPA) ⁽²⁾	10	9	9	2	5	3	8	6	5					2		2	3	8	6	3	7	3	10	13		114	
Yoga and Parapsychology	6	4	2	1	7	2	1	1	1	1	1	1	1	1	1	1	2	4	2	3	1	3	3	1	3	3	57
Total	5078	3593	2339	859	2708	1104	2539	2133	1429	1480	275	252	282	367	896	1145	1536	1406	3187	1671	677	1716	908	1744	2283	1961	43568

Note :

- (1) "Special & Additional Intakes" refers to the students admitted on the basis of Special Categories such as blind and differently abled, excelled in fields other than studies, armed forces, foreign, teachers ... etc., on the recommendation of the Appeals Committee and the Additional Intake for special subjects such as Japanese, English, History... etc.
- (2) Abbreviation : UJA - University of Jaffna, SP - Sripelee Campus, SAB - Sabaragamuwa University, SEUSL - South Eastern University, UVPA - University of Visual and Performing Arts, SVIAS - Swamy Vipulananda Institute of Aesthetic Studies, EM - Earth Resources Engineering, TM - Textile & Clothing Technology, KLN - University of Kelaniya, SAB (A) - from Arts Stream to Sabaragamuwa University, SAB (B) - from Commerce Stream to Sabaragamuwa University, TV (A) - from Commerce Stream to Trincomalee Campus and University of Vavuniya, TV (B) - from All Streams to Trincomalee Campus and University of Vavuniya.

Chart - 05

UNDERGRADUATE ADMISSIONS BY DISTRICT AND ADMISSION CATEGORY :
Academic Year 2021/2022
 (Universities and HEIs established under the Universities Act.)

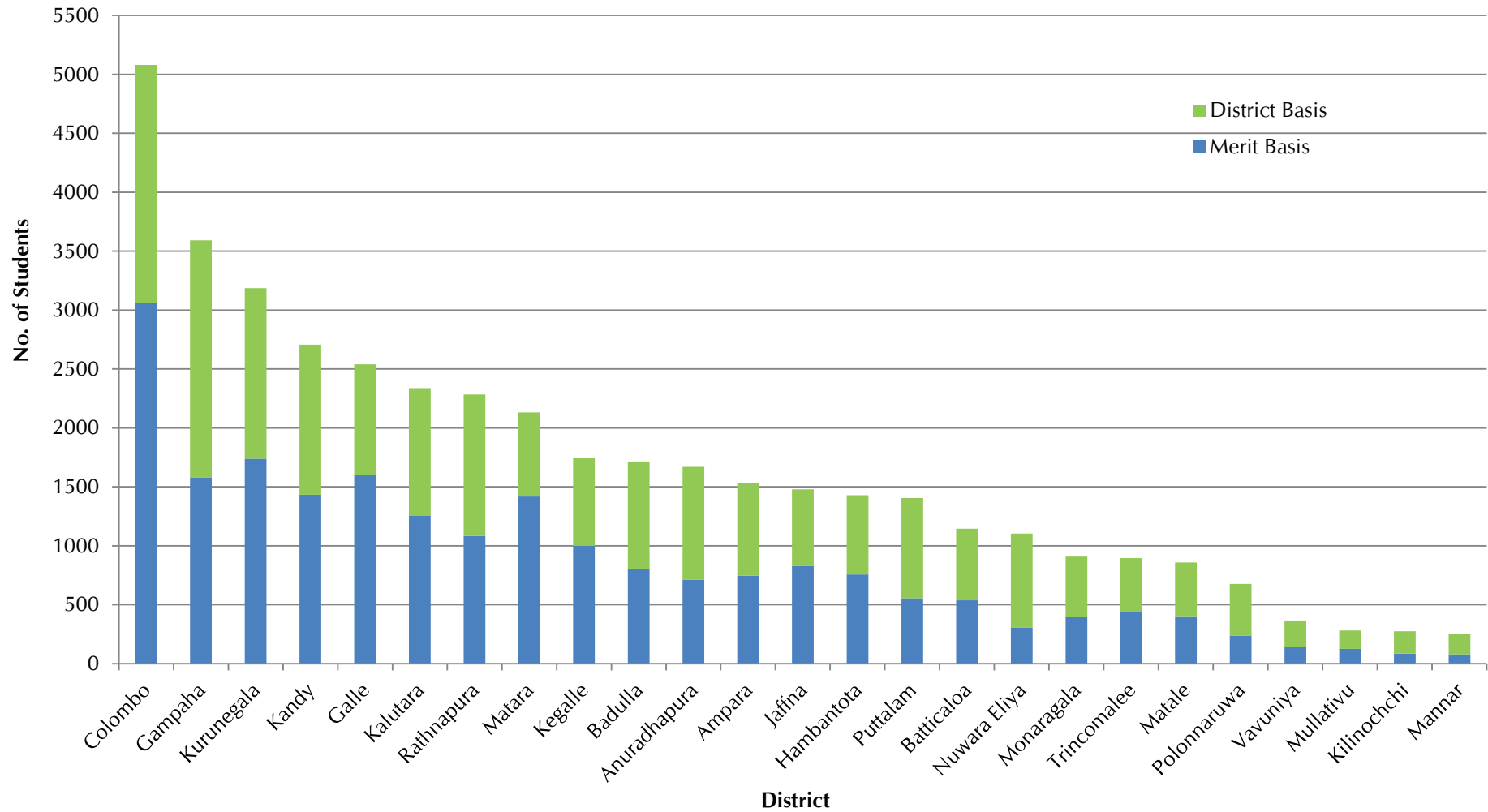


Table 02 - 04

UNDERGRADUATE ADMISSIONS BY ACADEMIC PROGRAMME AND ADMISSION POLICY : Academic Year 2021/2022
(Universities and HEIs established under the Universities Act)

Faculty/ Academic Programme	District	District																								Total		
	Admission Category ⁽²⁾	Colombo	Gampaha	Kalutara	Matale	Kandy	Nuwara Eliya	Galle	Matara	Hambantota	Jaffna	Kilinochchi	Mannar	Mullaitivu	Vauniya	Trincomalee	Batticaloa	Ampara	Puttalam	Kurunegala	Anuradhapura	Polonnaruwa	Badulla	Monaragala	Kegalle		Rathnapura	Special & Additional
Arts ⁽³⁾	Merit	496	572	445	225	500	175	520	487	297	322	67	55	99	88	308	311	412	288	788	457	169	423	233	436	542		8715
	Other	91	78	43	34	89	55	36	27	23	41	16	15	14	15	37	40	63	39	59	45	16	56	24	36	57	1263	2312
Management	Merit	684	306	194	46	177	56	178	122	53	21	6	5	8	7	37	38	54	88	198	73	24	64	72	112	141		2764
	Other	427	423	222	91	261	161	196	149	142	136	36	32	30	45	91	124	156	178	302	198	93	188	105	153	250	123	4312
Commerce	Merit	137	34	15	9	22	2	43	10	7	1	0	0	0	2	0	0	3	6	10	5	3	9	2	17	13		350
	Other	54	53	28	12	33	21	25	19	18	17	4	3	3	5	12	16	20	22	41	25	12	24	13	20	32	43	575
Law	Merit	34	21	13	6	10	3	14	9	3	6	0	0	0	0	3	2	2	3	12	7	2	14	5	9	18		196
	Other	30	30	16	6	18	12	14	11	10	9	2	2	1	3	7	8	12	13	21	15	7	13	7	11	18	2	298
Science	Merit	582	207	252	26	302	7	303	215	119	76	1	1	2	6	7	20	28	32	255	28	7	93	15	142	107		2833
	Other	429	423	232	93	264	168	203	150	144	137	36	37	30	44	94	129	164	183	313	203	95	192	109	156	262	200	4490
Medicine	Merit	189	55	52	5	66	4	74	44	29	50	3	0	2	7	5	26	13	22	63	14	7	17	5	25	25		802
	Other	121	126	66	28	76	47	57	42	41	38	8	7	6	12	27	35	47	51	86	59	27	54	31	44	70	40	1246
Dental Surgery	Merit	41	0	0	0	1	0	4	12	0	2	0	0	0	0	0	0	0	0	0	0	0	0	0	0	0	0	60
	Other	9	9	5	2	6	4	4	3	3	3	1	1	1	1	2	3	4	5	6	3	2	4	2	3	5	6	97
Veterinary Medicine	Merit	9	1	0	0	3	0	13	8	5	7	0	0	0	0	0	1	0	0	2	0	0	0	0	0	0		49
	Other	7	8	4	2	5	3	4	3	3	3	1	1	1	1	2	2	3	3	5	4	2	3	2	4	3	3	82
Agriculture	Merit	74	48	76	19	110	13	85	108	48	54	0	7	2	10	10	15	40	25	90	18	7	28	14	85	40		1026
	Other	155	157	84	35	93	64	72	54	51	51	21	19	20	21	35	47	56	69	112	72	34	70	43	59	93	77	1664
Engineering	Merit	265	65	41	16	54	7	99	71	35	65	4	2	1	6	4	18	8	18	65	11	3	30	6	29	26		949
	Other	142	145	78	32	88	55	68	53	50	46	11	10	9	15	31	43	53	62	103	68	32	66	36	53	85	27	1461

Table 02 - 04 (Contd.)

UNDERGRADUATE ADMISSIONS BY ACADEMIC PROGRAMME AND ADMISSION POLICY : Academic Year 2021/2022
(Universities and HEIs established under the Universities Act.)

Faculty/ Academic Programme	District	Colombo	Gampaha	Kalutara	Matale	Kandy	Nuwara Eliya	Galle	Matara	Hambantota	Jaffna	Kilinochchi	Mannar	Mullaitivu	Vauniya	Trincomalee	Batticaloa	Ampara	Puttalam	Kurunegala	Anuradhapura	Polonnaruwa	Badulla	Monaragala	Kegalle	Rathnapura	Special & Additional	Total
	Admission Category ⁽²⁾																											
Fashion Design/ Transport & Logistic Management	Merit	24	8	4	0	3	0	5	4	2	1	0	0	0	0	0	0	0	0	4	2	0	0	1	5	1		64
	Other	12	11	6	2	7	3	5	5	3	2	1	1	1	1	2	2	3	2	8	6	1	4	2	5	7	1	103
Architecture/Qua ntity Surveying ⁽⁴⁾	Merit	53	19	14	3	13	1	20	12	11	6	0	0	0	1	0	1	3	1	22	7	1	14	2	8	14		226
	Other	38	40	23	7	24	14	17	15	10	9	3	3	3	4	6	9	14	12	28	16	4	17	5	15	18	5	359
Computer Science/IT ⁽⁵⁾	Merit	263	66	43	7	51	4	108	98	46	103	0	2	0	2	11	16	37	13	50	12	3	24	8	36	27		1030
	Other	163	162	84	35	99	56	77	60	53	51	15	12	12	19	34	46	59	62	113	76	32	68	40	59	89	61	1637
Allied Health Sciences ⁽⁶⁾	Merit	41	25	18	7	36	2	53	69	34	62	0	0	3	1	13	29	43	16	53	10	3	8	6	21	31		584
	Other	84	89	47	18	55	34	42	31	34	26	13	10	10	12	20	26	34	39	65	43	21	38	24	32	52	50	949
Indigeneous Medicine	Merit	7	10	12	4	5	3	9	13	18	25	6	2	4	9	18	31	57	6	8	5	1	4	2	9	16		284
	Other	41	41	24	10	27	17	21	15	15	14	4	4	3	4	9	13	19	19	31	21	9	17	11	15	28	18	450
Technology	Merit	161	145	79	31	80	30	71	137	50	29	0	7	4	4	23	30	47	38	120	65	9	78	28	66	84		1416
	Other	215	216	119	48	130	83	99	77	72	67	16	14	13	22	48	64	82	91	154	103	51	96	55	79	129	42	2185
Total	Merit	3060	1582	1258	404	1433	307	1599	1419	757	830	87	81	125	143	439	538	747	556	1740	714	239	806	399	1000	1085		21348
	Other	2018	2011	1081	455	1275	797	940	714	672	650	188	171	157	224	457	607	789	850	1447	957	438	910	509	744	1198	1961	22220
Grand Total		5078	3593	2339	859	2708	1104	2539	2133	1429	1480	275	252	282	367	896	1145	1536	1406	3187	1671	677	1716	908	1744	2283	1961	43568

Note:

- (1) Special & Additional Intakes refers to the students admitted on the basis of Special Categories such as blind and differently abled, excelled in fields other than studies, armed forces, foreign, teachers..... etc. , on the recommendation of the Appeals Committee and Additional Intakes for special subjects in Arts such as Japanese, English, History etc.
- (2) "Other" refers to students admitted under District quota and Underprivileged District quota.
- (3) Admission to Arts Degree programme is purely on merit however, policy ensures the total number of students admitted from a given district to be not less than the total number admitted from that district in the academic years 1993/94 or 2002/2003, whichever is greater. This adjustment is shown under the Other category.
- (4) Includes all other courses conducted in the Architecture Faculty such as Design, Town & Country Planning, Landscape Architecture and Facilities Management too.
- (5) Includes the Management & Information Technology, Information Technology, Information & Communication Technology, Information Technology and Management, Artificial Intelligence, Business Information Systems, Computer Science and Technology, Electronics and Computer Science, Accounting Information Systems etc.
- (6) Includes Nursing, Pharmacy, Medical Laboratories Sciences, Radiography, Physiotherapy, Speech & Hearing Sciences, Occupational Therapy, Optometry, Indigenous Pharmaceutical Technology and Yoga and Parapsychology.

Chart - 06

ETHNIC COMPOSITION OF UNDERGRADUATE ADMISSIONS BY ACADEMIC PROGRAMME : Academic Year 2021/2022 (Universities and HEIs established under the Universities Act.)

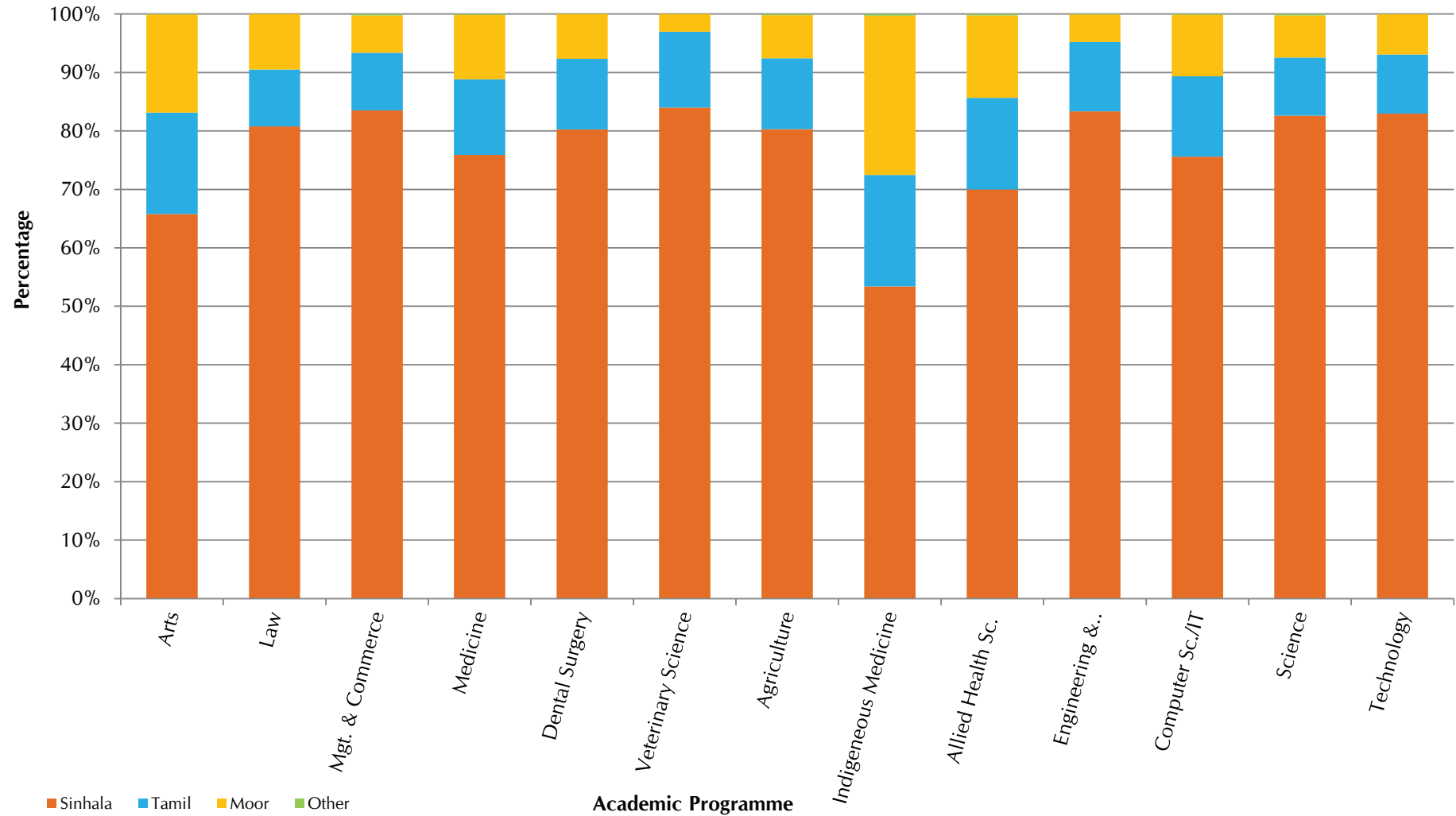


Table 02 - 05

UNDERGRADUATE ADMISSIONS BY ACADEMIC PROGRAMME, HIGHER EDUCATIONAL INSTITUTION AND ETHNICITY :
Academic Year 2021/2022
(Universities and HEIs established under the Universities Act.)

University/ Campuses/ HEI	Faculty/Academic Programme Ethnicity	Arts	Management	Commerce	Law	Science	Medicine	Dental Surgery	Veterinary Medicine	Agriculture	Engineering	Indigenous Medicine	Allied Health Sciences ⁽¹⁾	Fashion Design/ Transport & Logistic Management	Architecture/Quantity Surveying ⁽²⁾	Computer Science/IT ⁽³⁾	Technology	Total
Colombo	Sinhala	751	631		284	602	165						132				285	2850
	Tamil	21	32		19	45	43						25				22	207
	Moor	67	44		21	25	16						24				20	217
	Other	3	6			2												11
Sri Palee Campus	Sinhala	214																214
	Tamil	1																1
	Moor	2																2
	Other																	
Peradeniya	Sinhala	826	123		49	597	205	101	110	263	381		133					2788
	Tamil	158	41		11	27	13	14	17	28	58		52					419
	Moor	184	28		10	24	17	10	4	4	18		53					352
	Other	1	2								1		2					6
Sri Jayewardenepura	Sinhala	1148	1073	117		845	142	25		79	135		174			185	421	4344
	Tamil	13	60	4		40	27	5		16	28		41			33	22	289
	Moor	17	42	6		39	25	2		5	8		35			11	28	218
	Other		5			1	1				1					1	1	10
Kelaniya	Sinhala	1623	638	276		790	159						89			319	154	4048
	Tamil	17	18	7		57	12						15			50	20	196
	Moor	31	43	29		41	28						27			20	17	236
	Other	1	2	2		4												9
Moratuwa	Sinhala		129				84				769			154	488	359		1983
	Tamil		12				7				125			12	59	46		261
	Moor		7				10				25			1	37	19		99
	Other														1			1
Jaffna	Sinhala	2	196	120	66	346	61			107	134		117			79	234	1462
	Tamil	761	225	11	18	147	119			82	50	76	75			21	89	1674
	Moor	197	19	10	16	52	20			31	11	51	36			14	25	482
	Other	2				1				1			2					6
Ruhuna	Sinhala	772	673			823	272			298	486		296			106	340	4066
	Tamil	5	13			56	6			25	28		7			6	14	160
	Moor	2	20			39	22			16	32		28			4	7	170
	Other																	

Table 02 - 05 (Contd.)

UNDERGRADUATE ADMISSIONS BY ACADEMIC PROGRAMME, HIGHER EDUCATIONAL INSTITUTION AND ETHNICITY :
Academic Year 2021/2022
 (Universities and HEIs established under the Universities Act.)

University/ Campuses/ HEI	Faculty/Academic Programme Ethnicity	Arts	Management	Commerce	Law	Science	Medicine	Dental Surgery	Veterinary Medicine	Agriculture	Engineering	Indigenous Medicine	Allied Health Sciences ⁽¹⁾	Fashion Design/ Transport & Logistic Management	Architecture/Quantity Surveying ⁽²⁾	Computer Science/IT ⁽³⁾	Technology	Total	
		Eastern	Sinhala		108	148		235	55			95			39				80
Tamil	463		75	31		59	27			23			8				26	712	
Moor	385		5	7		39	20			20			11				6	493	
Other	2						1											3	
Tricomalee Campus	Sinhala	195	199			80						91					84	649	
	Tamil	13	45			23						11					23	115	
	Moor	8	17			14						24					18	81	
	Other																		
South Eastern	Sinhala	3	50	110		255					86						53	145	702
	Tamil	77	9	27		81					15						32	25	266
	Moor	880	87	20		83					16						87	41	1214
	Other	1	2			3											1		7
Rajarata	Sinhala	529	481			386	165			148							101	290	2100
	Tamil	1	36			28	2			13							17	34	131
	Moor	2	14			43	43			15							27	31	175
	Other		1			2													3
Sabaragamuwa	Sinhala	382	485			537	104			252							192	209	2161
	Tamil	17	20			69				17							38	14	175
	Moor	17	10			52	5			11							14	4	113
	Other					2													2
Wayamba	Sinhala		563			255	127			437								319	1701
	Tamil		32			6	6			44								25	113
	Moor		33			10	18			56								21	138
	Other		1			1	1			2									5
Uva Wellassa	Sinhala	28	229			155				443							141	302	1298
	Tamil	10	36			39				70							43	29	227
	Moor	9	25			22				33							16	15	120
	Other	1				1				1									3
Visual and Performing Arts	Sinhala	741																	741
	Tamil	2																	2
	Moor	1																	1
	Other																		

Table 02 - 05 (Contd.)

UNDERGRADUATE ADMISSIONS BY ACADEMIC PROGRAMME, HIGHER EDUCATIONAL INSTITUTION AND ETHNICITY :
Academic Year 2021/2022
(Universities and HEIs established under the Universities Act.)

University/ Campuses/ HEI	Faculty/Academic Programme Ethnicity	Arts	Management	Commerce	Law	Science	Medicine	Dental Surgery	Veterinary Medicine	Agriculture	Engineering	Indigenous Medicine	Allied Health Sciences ⁽¹⁾	Fashion Design/ Transport & Logistic Management	Architecture/Quantity Surveying ⁽²⁾	Computer Science/IT ⁽³⁾	Technology	Total
		Gampaha Wickramarachchi	Sinhala	37	48							38		138	93			
Tamil	10		8							8		20	17				18	81
Moor	8		1							7		17	2				7	42
Other										2		2						4
Vavuniya	Sinhala		284			144										97	126	651
	Tamil		49			50										29	26	154
	Moor		41			46										22	25	134
	Other																1	1
Institute of Indigenous Medicine	Sinhala											163						163
	Tamil											33						33
	Moor											108						108
	Other																	
Swami Vipulananda Institute	Sinhala	1																1
	Tamil	347																347
	Moor	38																38
	Other																	
University of Colombo School of Computing	Sinhala															300		300
	Tamil															29		29
	Moor															29		29
	Other															1		1
Total	Sinhala	7252	5910	771	399	6050	1539	126	110	2160	1991	392	1073	154	488	2016	2988	33419
	Tamil	1916	711	80	48	727	262	19	17	326	304	140	240	12	59	367	364	5592
	Moor	1848	436	72	47	529	224	12	4	198	110	200	216	1	37	281	247	4462
	Other	11	19	2		17	3			6	2	2	4		1	3	2	72
Grand Total ⁽⁴⁾		11027	7076	925	494	7323	2028	157	131	2690	2407	734	1533	167	585	2667	3601	43545

Note :

- (1) Includes Nursing, Pharmacy, Medical Laboratories Sciences, Radiography, Physiotherapy, Speech & Hearing Sciences, Occupational Therapy, Optometry, Indigenous Pharmaceutical Technology and Yoga & Parapsychology.
- (2) Includes all other courses conducted in the Architecture Faculty such as Design, Town & Country Planning, Landscape Architecture and Facilities Management too.
- (3) Includes the Management & Information Technology, Information Technology, Information & Communication Technology, Information Technology and Management, Artificial Intelligence, Business Information Systems, Information Systems, Computer Science and Technology, Electronics and Computer Science, Accounting Information Systems.
- (4) Exclude 23 students who admitted under foreign(22) and armed forces(1) intakes as their ethnicity wise detail is not available.